

H&S Manufacturing

Sugarbeet Cart 20, 24 and 30 Ton



"Head and Shoulders above the rest."




1-800-769-2767

32506 430th Street NW, Stephen, MN 56757
Phone: 218-478-2229 Fax: 218-478-3683

www.hsrowcrop.com





Standard Hydraulic Driven Boom
*PTO Drive



A. Outside Boom Chain Tightener

E. *300 Gallon Water Kit

B. Hydraulic Driven Chain Bed

F. 2" Bottom Fill



C. Hydraulic Relief Safety Valve

G. Bottom Chain Tightener

D. Hydraulic Centrifugal Water Pump

H. 5/8 x 3900 x 2.37 Bed Chain

*Optional



I. *Plastic Side Wall

J. Access Door

K. Inside Boom Chain Tightener

L. Tapered Cone Rollers

M. *Plastic for Boom and Throat Area

N. Wide 1/2x42x2.00 Dodged Elevator Hook Chain

*Belted Chain

